





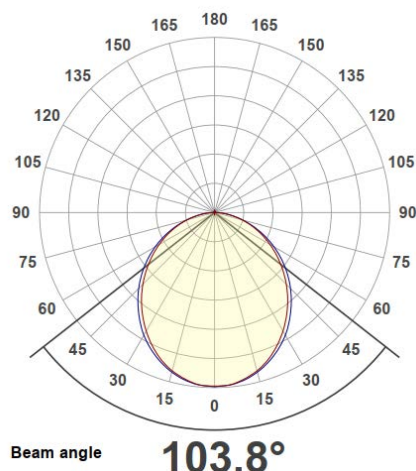
Lo-Line Surface

Extrusion - Direct

Description

Our Lo-Line can be mounted in countless ways, and offers lighting designers nearly infinite possibilities to be creative in ways you never could before and gives you the ability to create a custom Fixture tailored to your specifications

Specification



Code	LS0600-21-29ND4OX
Mounting	Surface
IP	20 (IP44 Available in set lengths)
Light Source	LED (Tridonic LLE Advanced Modules)
Input voltage	240v 50hz
System Watts	28.5
Life	72,000-hour L80F10@65° Celsius
Luminous flux	3087
CCT	4000K (Optional - 3000K, Tunable white)
CRI	80 (Optional CRI90)
Diffuser	Opal (O)
Driver	Integral constant current non-dim (Optional – DALI-2, Switch Dim, DALI DT8)
Power Factor	0.93
Finish (X)	Exterior grade polyester powdercoat (1 White /2 Silver or 3 Black Others colours available upon request)
Dimensions	70mm x 70mm x Nominal 1200mm Continuous lengths available upon request

IES File	Yes
----------	-----